


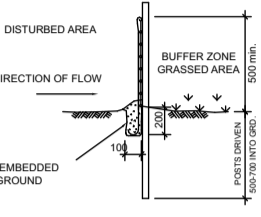
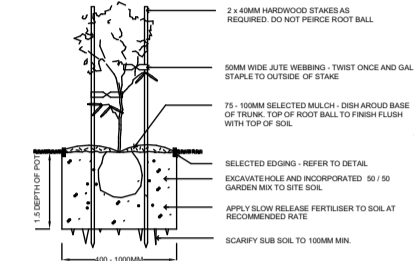


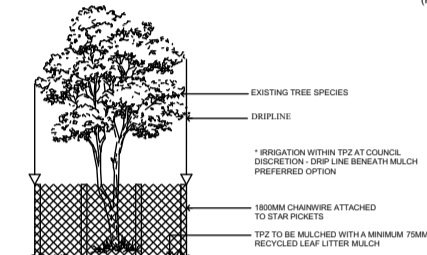
PLANT REGISTER					
symbol	description	container size	quantity	height	width
	*Tristaniopsis laurina Water Gum	25Litre	1	8m	1-3m
	*Grevillea 'Robyn Gordon' 200mm Robyn Gordon	200mm	0	1.5-2m	1.5-2m
	*Grevillea sericea"	200mm	0	0.7m	0.7m
*Denotes Australian Native Plant Species					
NOTE: EXISTING LAYBACKS & SURVEY DETAILS TO BE PROVIDED WITH TOPOGRAPHICAL SURVEY					



25 - 75LTR TYPICAL PLANTING  
(NTS)














SEDIMENT BARRIER  
(NTS)

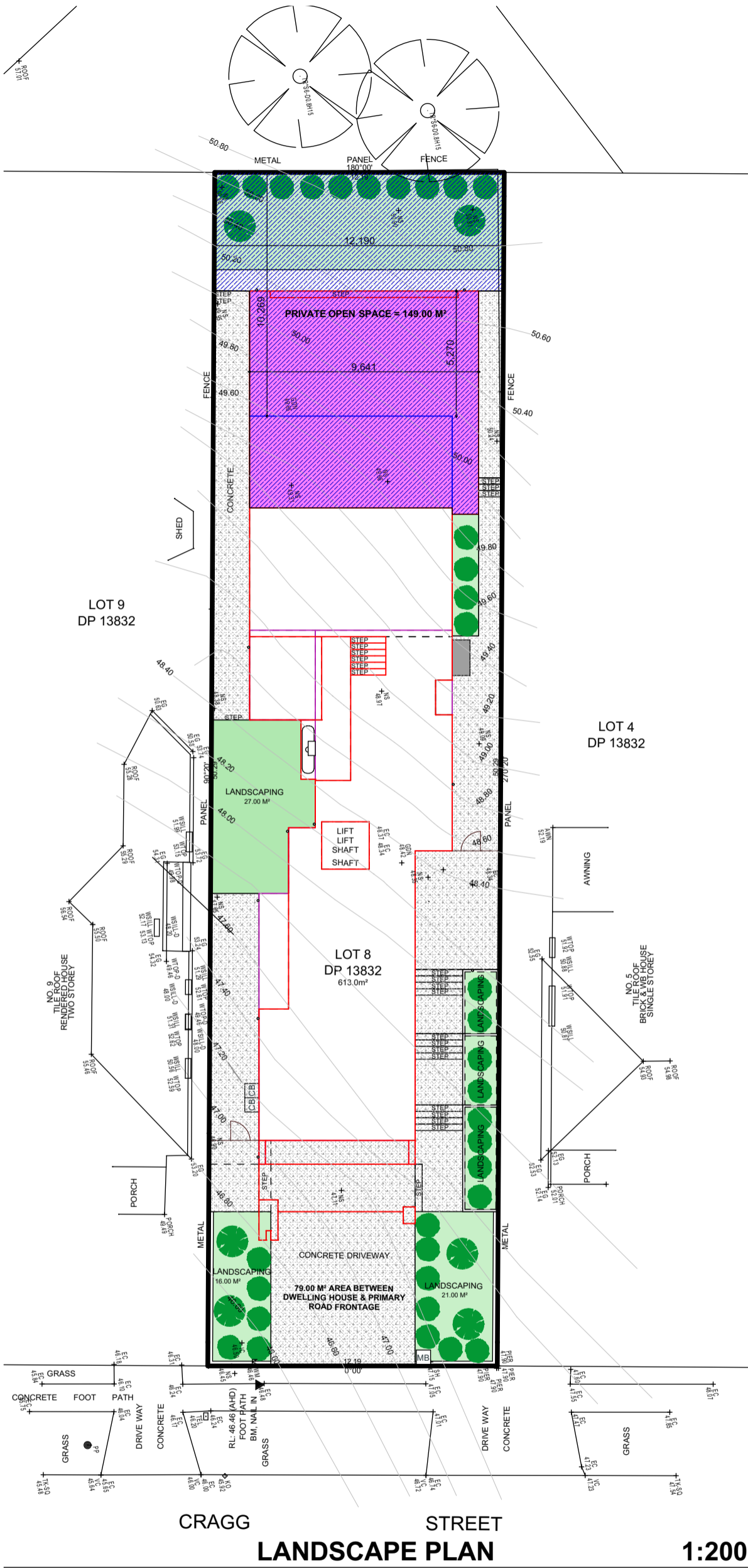
(PROVIDE ON ALL DOWN HILL SLOPES - UNLESS STATED OTHERWISE)



TREE PROTECTION DETAIL  
(NTS)

### LANDSCAPE LEGEND

-  POOL AREA
-  CONCRETE PAVER
-  GRASS AREA
-  EXPOSED CONCRETE
-  PRIVATE OPEN SPACE
-  PRINCIPAL PRIVATE OPEN SPACE
-  CLOTHES DRYING
-  MAILBOX
-  COUNCIL BIN
-  SHRUB
-  TREE
-  BOUNDARY FENCE
-  SIDE GATE



GENERAL NOTES: DO NOT SCALE DRAWINGS, USE FIGURED DIMENSIONS ONLY.  
CONFIRM DIMENSIONS AND LEVELS PRIOR TO THE COMMENCEMENT OF ANY  
WORK. DISCREPANCIES MUST BE BROUGHT TO THE ATTENTION OF THIS FIRM  
IMMEDIATELY. ENGINEERING PLANS AND DETAILS MUST TAKE PREFERENCE TO  
THIS DRAWING. ALL WORK IS TO BE CARRIED OUT AS PER APPROVED PLANS IN  
ACCORDANCE WITH THE BCA AND RELEVANT CONSENT AUTHORITY CONDITIONS.  
COPYRIGHT CLAUSE: THE DESIGN AND DETAILS CONTAINED ON THIS DRAWING IS  
SUBJECT TO COPYRIGHT LAWS AND IS SUPPLIED IN CONFIDENCE THAT IT IS NOT  
TO BE USED FOR ANY OTHER PURPOSE EXCEPT THAT AUTHORISED BY THIS FIRM -  
THE LEGAL AND BENEFICIAL OWNER.

GENERAL NOTES  
1. LIFT OFF HINGES TO ALL BATHROOM DOORS.  
2. ALL MECHANICAL VENTILATION TO BE DUCTED.  
3. RANGEHOOD TO BE DUCTED EXTERNALLY.  
4. ALL SQUARE SET OPENINGS FOR 2.4M CEILINGS TO BE 2.1M IN HEIGHT.  
5. ALL INTERNAL DOORS TO BE 2400mm IN HEIGHT UNLESS STATED OTHERWISE.  
6. ALL WINDOWS SET TO 2400mm HEAD HEIGHT UNLESS STATED OTHERWISE.  
7. PROVIDE A 25mm MINIMUM RECESS IN CONCRETE SLAB FOR ALL WET AREAS.  
8. ALL SHOWER NICHE TO BE 600mm X 600mm IN DIMENSIONS AT 1200mm FFL UNLESS  
STATED OTHERWISE.  
9. HARD WIRED PHOTO-ELECTRIC SMOKE ALARMS TO BE INSTALLED IN ACCORDANCE  
WITH NCC PART 3.7.5 & AS 3786.  
10. EXHAUST SYSTEMS INSTALLED IN THE KITCHEN, BATHROOM, SANITARY  
COMPARTMENTS OR LAUNDRY MUST COMPLY WITH MINIMUM FLOW RATES AS  
SPECIFIED IN NCC PART 3.8.7.3. BATHROOM, SANITARY COMPARTMENTS &  
LAUNDRIES MUST BE DISCHARGED DIRECTLY VIA SHAFT OR DUCT TO OUTDOOR AIR  
OR TO A VENTILATED ROOF SPACE COMPLYING WITH NCC PART 3.8.7.4

FILLS
STEEL BEAM
OVERHEAD
TILED

**PROJECT DETAILS**  
PROPOSED: DOUBLE STOREY HOUSE WITH  
BASEMENT CARPARKING  
CLIENT NAME: JOYCE NGUYET HANG  
ADDRESS: 7 CRAGG ST, CONDELL PARK  
LOT NO: 8  
DP NO: 13832  
COUNCIL: CANTEBURY BANKSTOWN COUNCIL



DESIGNED: AO	CHECKED: AO
DRAWN: AO	DATE: 27/04/2022
SCALE: 1:200,	DRAWING NO: 16
TITLE: LANDSCAPE PLAN	